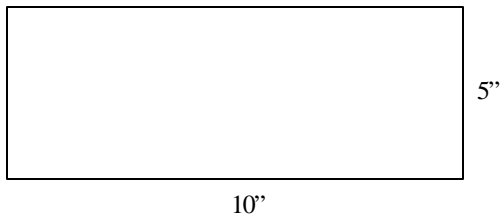
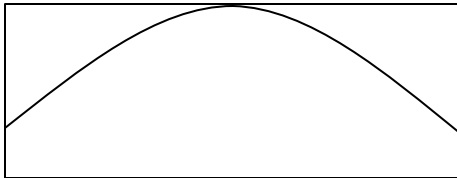


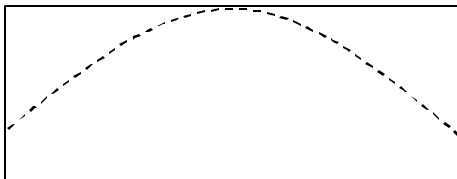
Tricorn Hat




1. Cut 3 rectangles (about 10" x 5") from black construction paper or cardstock.



2. Draw a curved line across the top of one of the rectangles. Use this as a template for the other rectangles.



3. Stack the three rectangles on top of each other and cut all three at once.



4. Staple the sides together, forming a triangle. For a fancy hat, add a feather or gold trim.