




WALK THROUGH THE[®] ANCIENT WORLD

Starter Guide*

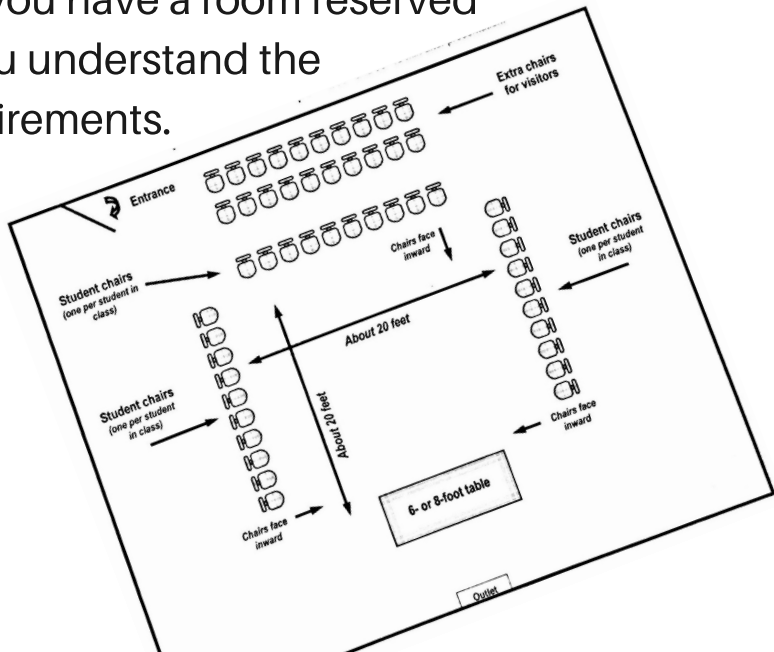


*NOTE: Does not replace
Teacher Preparation Guide.



1. Room

Make sure you have a room reserved and that you understand the set-up requirements.



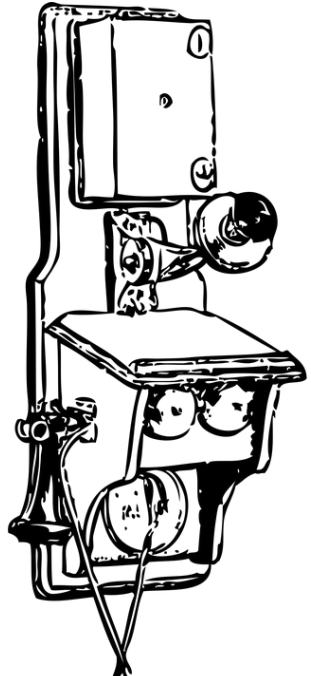
Page 6 of
Teacher
Preparation
Guide

2. Start Time/Date

Does the start time/date for your presentation match the start time/date in the email California Weekly Explorer sent you? If you ***didn't*** get an email, please call. *(Emails sent 30 and 14 days prior.)*

714-247-2250


Ext. 4



3. Teams

Separate your class
into three teams:

**Yellow,
Green,
& Red.**



Egypt is Yellow,
Greece is Green,
And Rome is Red.
Clever...

Use the Assignment List on page – 7

4. Expert Cards

Assign all 18 cards, 6 per team, using the Assignment List on page 7

Mesopotamia

Mesopotamia was a region where one of the world's first civilizations began, located between the Euphrates and Tigris Rivers. A region within Mesopotamia, called Sumer, is where the world's first cities began. The Sumerians were creative people who invented writing and the wheel.

*Walk Through The Ancient World © CWE, Inc.
www.californiaweekly.com*

5. Character Cards

Assign all 30 cards, 10 per team.

Again, use the Assignment List on page 7

(The List really is **extremely** helpful.)

Queen Hatshepsut


Hello, my name is Queen Hatshepsut (*Hot-chep-suit*). I am a queen of Egypt who is remembered for bringing peace and prosperity to my people. I wore a fake beard and dressed like a pharaoh to gain respect. Unlike my father, Thutmose the First, I wanted to focus my attention on Egypt itself instead of increased military power. I restored temples and sent expeditions out to trade with other city-states. I had two obelisks erected in Karnack for the god Amon-Ra, which are still standing today.

Dress as the queen, with a crown and a lot of jewelry. Attach a long beard to your chin. Carry a picture of the two obelisks you had built.

Walk Through The Ancient World © CWE, Inc.
www.californiaweekly.com

6. Game Sheets

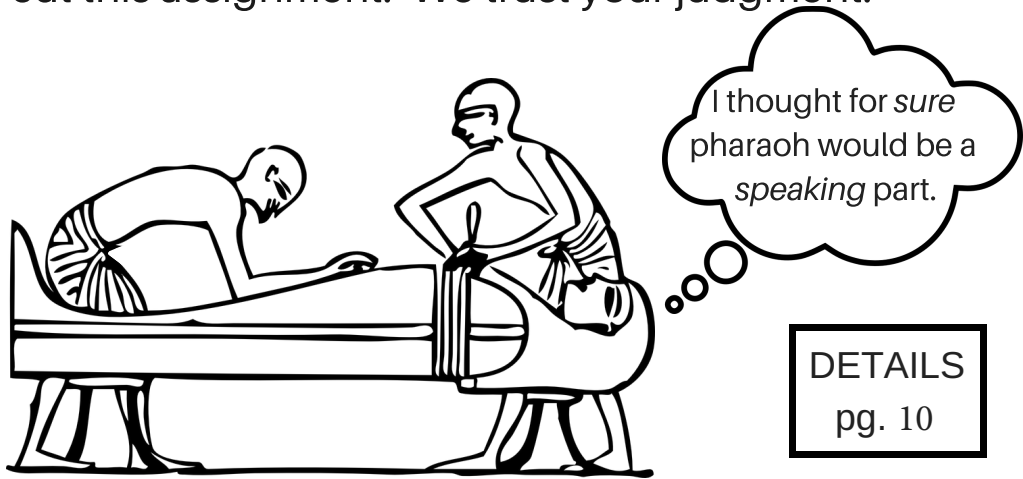
Make your students copies of the Game Sheet.



pg. 12

7. Daily Life Skits

Each team may present a **5 MINUTE** skit about daily life in their civilization. At your discretion, you may cut this assignment. We trust your judgment.



8. Costumes

Encourage students to wear costumes. For cool costume ideas, check out californiaweekly.com! Click here



9. Name Tags

On colored paper (the same color as the team), make each student a LARGE name tag, using the **student's** first name.



(Note: DON'T use character names.)

[Click here to download name-tag template](#)

PLEASE!
DO NOT USE STICKERS.

10. Read the Teacher Preparation Guide



The Prep Guide contains MANY more details and the answers to most questions you may still have. Please read it carefully at your leisure. Thanks!