



WALK THROUGH THE AMERICAN REVOLUTION®



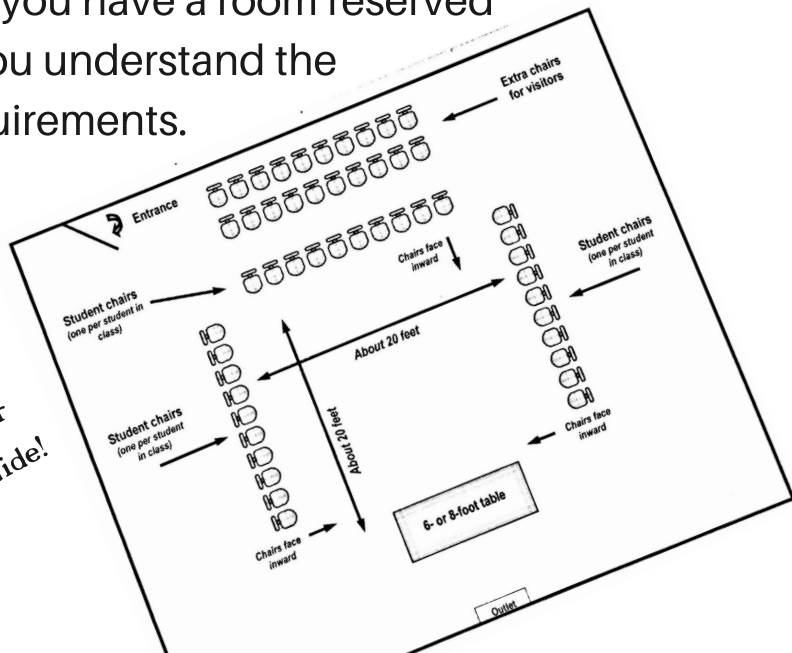
Starter Guide*



*NOTE: Does not replace Teacher Preparation Guide.

1. Room

Make sure you have a room reserved and that you understand the set-up requirements.




Page 6 of Teacher
Preparation Guide!

2. Start Time/Date

Does the start time/date for your presentation match the start time/date in the email California Weekly Explorer sent you? If you ***didn't*** get an email, please call.
(Emails sent 30 and 14 days prior.)

714-247-2250
Ext. 4



3. Teams

Separate your class
into three teams:

**Red,
White,
& Blue.**



Red, White, & Blue?
How *patriotic*!

There are 2 lists. We
suggest using the one
grouped by team for
assigning and the order
of presentation for day
of.

Use the Assignment List on page 2 & 7

4. Expert Cards

Assign all 15 cards, 5 on each team, using the Assignment List on page 2 & 7.

Quartering Act

The Quartering Act of 1774 was one of the Coercive Acts. This act applied to all colonies and stated that the British troops could live and eat in colonial homes without the owners' permission.

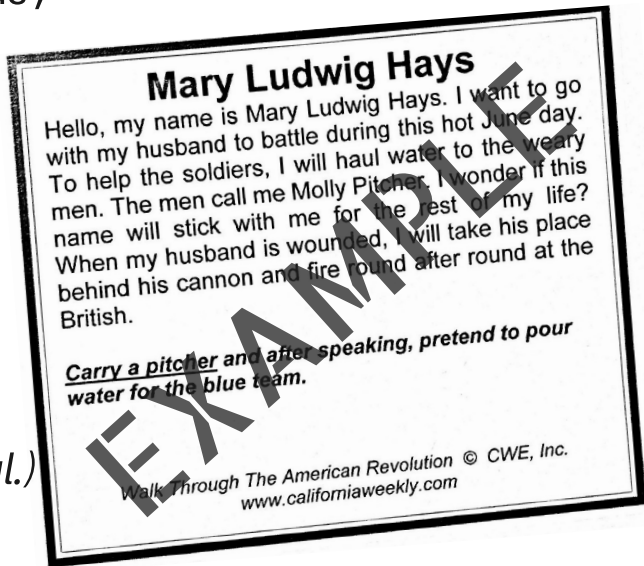
Walk Through The American Revolution © CWE, Inc.
www.californiaweekly.com

5. Character Cards

Assign all 27 cards,
9 on each team.

Again, use the
Assignment List
on page 2 & 7

(The List really is
extremely helpful.)



**I KNOW!
3 different kinds
of cards! CRAZY!**

4 of these go with already assigned

characters, *but 2 do not*, so be sure to use the Assignment List (pg. 2). ***IT REALLY DOES HELP.***

IN CONGRESS, JULY 4, 1776

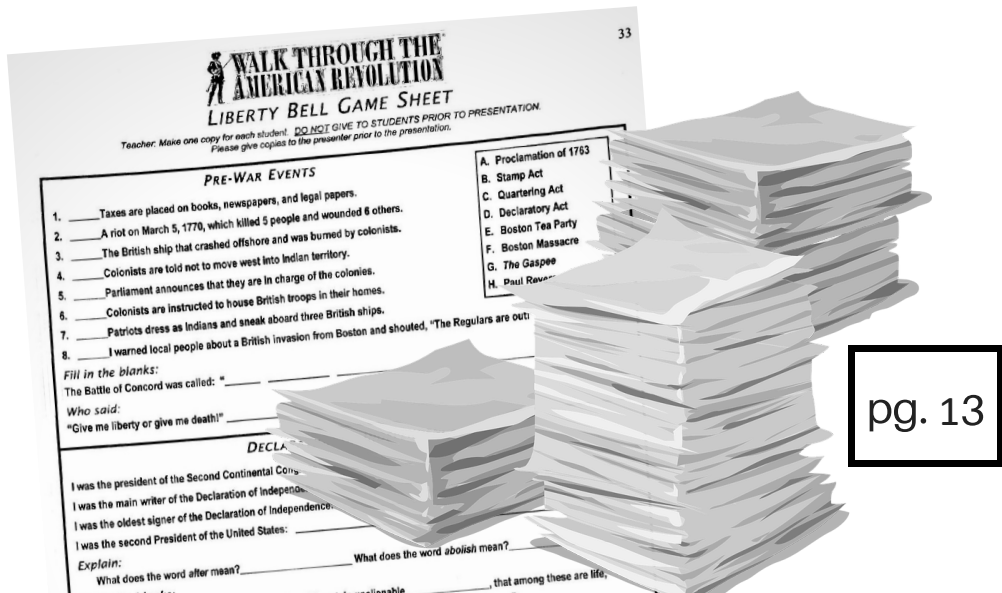
IN CONGRESS,
The unanimous Declaration of the thirteen united States of America.

[illegible]

(Note: these cards are excerpts from the Declaration, so please assign advanced readers.)


7. Game Sheets

Make your students copies of the Game Sheet.



8. Battle Scenes

Each team (Red, White, & Blue) has a Battle Scene.
Hand out scripts & give students time to rehearse.



SCRIPTS

pg. 11

9. Costumes

Encourage students to wear costumes. For cool costume ideas, check out californiaweekly.com!

[click here](http://californiaweekly.com)



I'm Sam Adams!
You must be Molly
Pitcher. I can tell
because of your prop!

Yep! Props sure are
a fun, easy way to
show character.
We look GREAT!



10. Name Tags

On colored paper (the same color as the team), make each student a LARGE name tag, using the **student's** first name.




(Note: DON'T
use character
names.)

[Click here to
download name-
tag template](#)

PLEASE!
DO NOT USE STICKERS.

11. Read the Teacher Preparation Guide



The Prep Guide contains MANY more details and the answers to most questions you may still have. Please read it carefully at your leisure. Thanks!